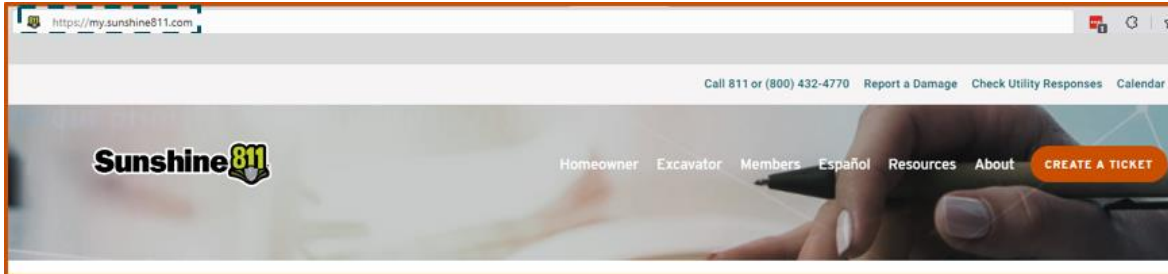




Accessing Coursettra Sunshine 811's Learning Platform

To access the Sunshine 811 Internet Ticket Entry (ITE) Training:

1. Visit my.sunshine811.com.



2. Click on Coursettra (Online Learning).



EXISTING USERS – LOGIN

An existing user is someone who has completed the ITE Training Overview or the previous ITE training. If this is you, log in using your existing credentials

Username *
communications@sunshine811.com

Typically your email address

Password *
.....

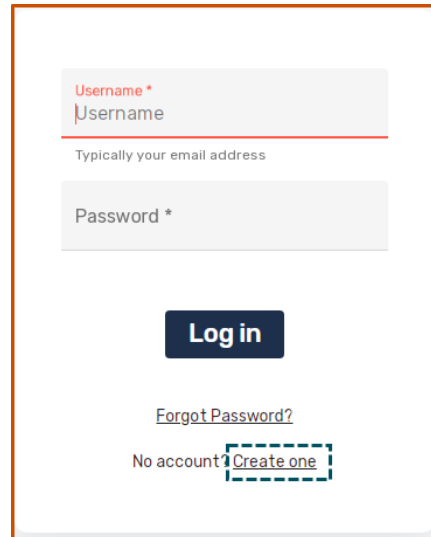
Log in

[Forgot Password?](#)

No account? [Create one](#)

NEW USERS – CREATE ACCOUNT

1. If this is your first time visiting Coursettra, click on Create one, next to no account?



Username *

Username

Typically your email address

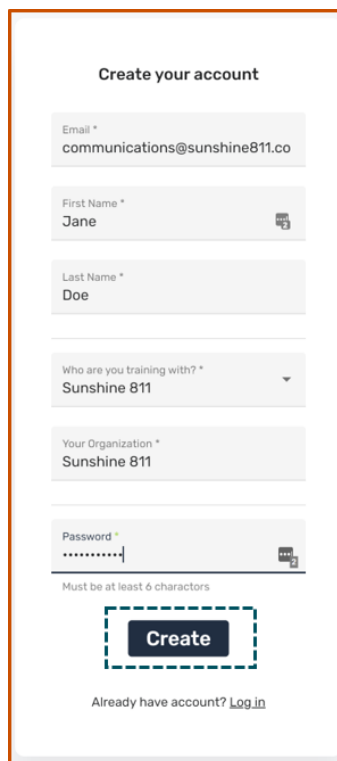
Password *

Log in

[Forgot Password?](#)

No account? [Create one](#)

2. Enter your email, first name, last name, who you are training with, your organization's name, a password that meets requirements, and click Create. Select Sunshine 811 for the company you are training with.



Create your account

Email *

communications@sunshine811.co

First Name *

Jane

Last Name *

Doe

Who are you training with? *

Sunshine 811

Your Organization *

Sunshine 811

Password *

.....

Must be at least 6 characters

Create

Already have account? [Log in](#)

3. After clicking Create, you will see the screen below. Verify your email to get the code.

Verify your email

You must verify your email address. Please check the email shown below to see if you have received a verification code.

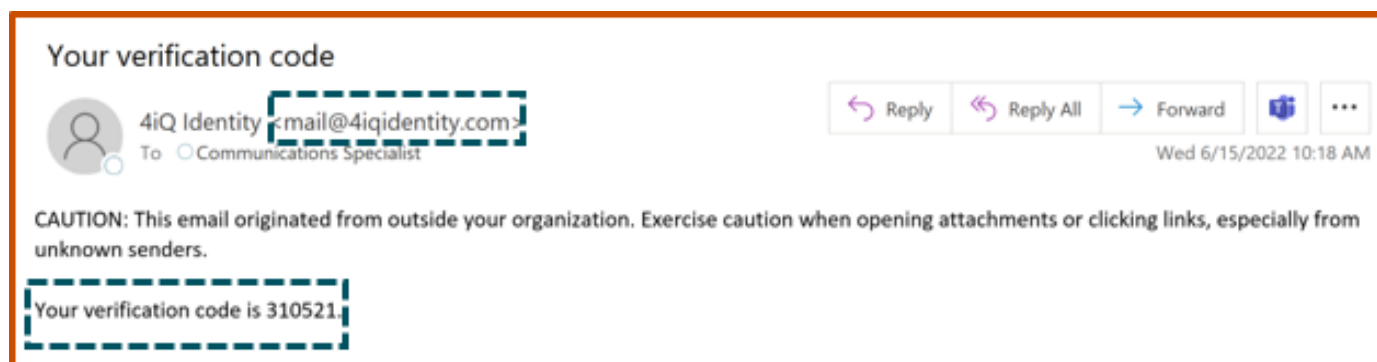
If you have not received a code, verify the email shown below is accurate then click the "Resend code" option. Once received, enter the code in the email into the space provided below and click "Confirm". If the email shown below is not accurate, you may skip this step and update your contact information in the My Profile settings.

Email
communications@sunshine811.co

Code *

SkipConfirm

4. Go to the email you used to register and look for an email from mail@4iqidentity.com. Copy the verification code or write it down.



5. Go back to Coursettra (your email is already filled in). Enter the code and click Confirm.

Verify your email

You must verify your email address. Please check the email shown below to see if you have received a verification code.

If you have not received a code, verify the email shown below is accurate then click the "Resend code" option. Once received, enter the code in the email into the space provided below and click "Confirm". If the email shown below is not accurate, you may skip this step and update your contact information in the My Profile settings.

Email
communications@sunshine811.co

Code
310521

Skip **Confirm**

6. Complete your profile by entering Street & Apt/Suite, City, State/Province, Postal Code, Country, Personal Phone, and Click Save. You will now be directed to your My Training page.

Before you can begin training, please complete your profile

Street & Apt/Suite *
11 Plantation Rd

City *
Debary

State/Province *
FL

Postal Code *
32713

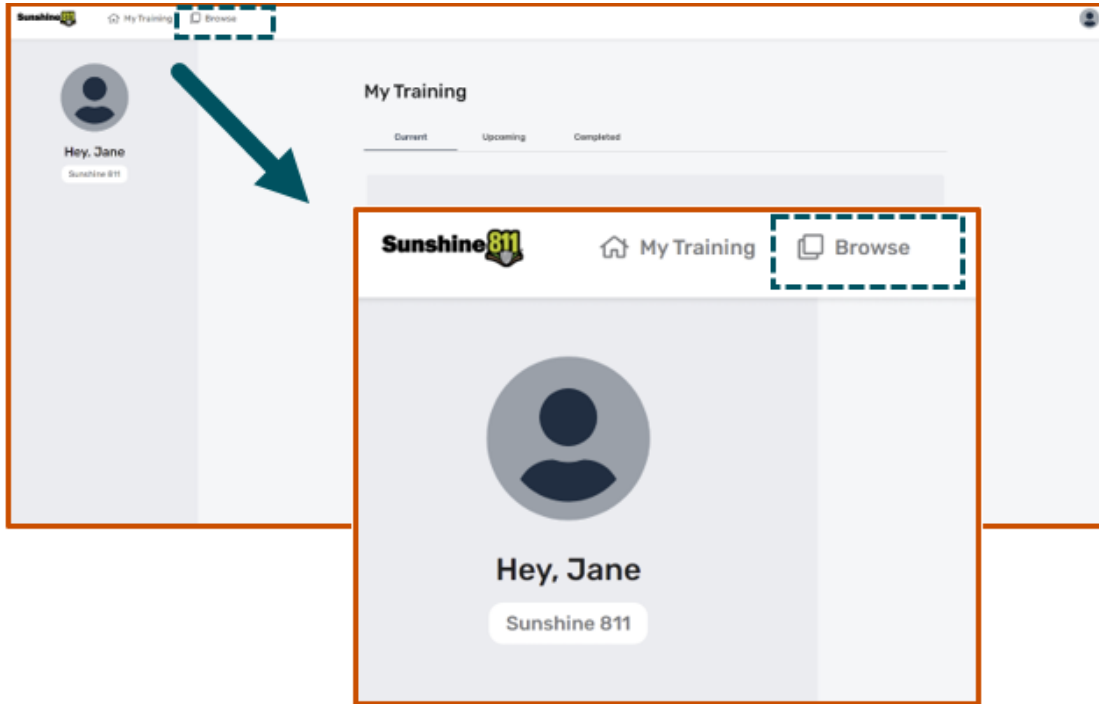
Country *
USA

Personal Phone *
(386) 575-2000

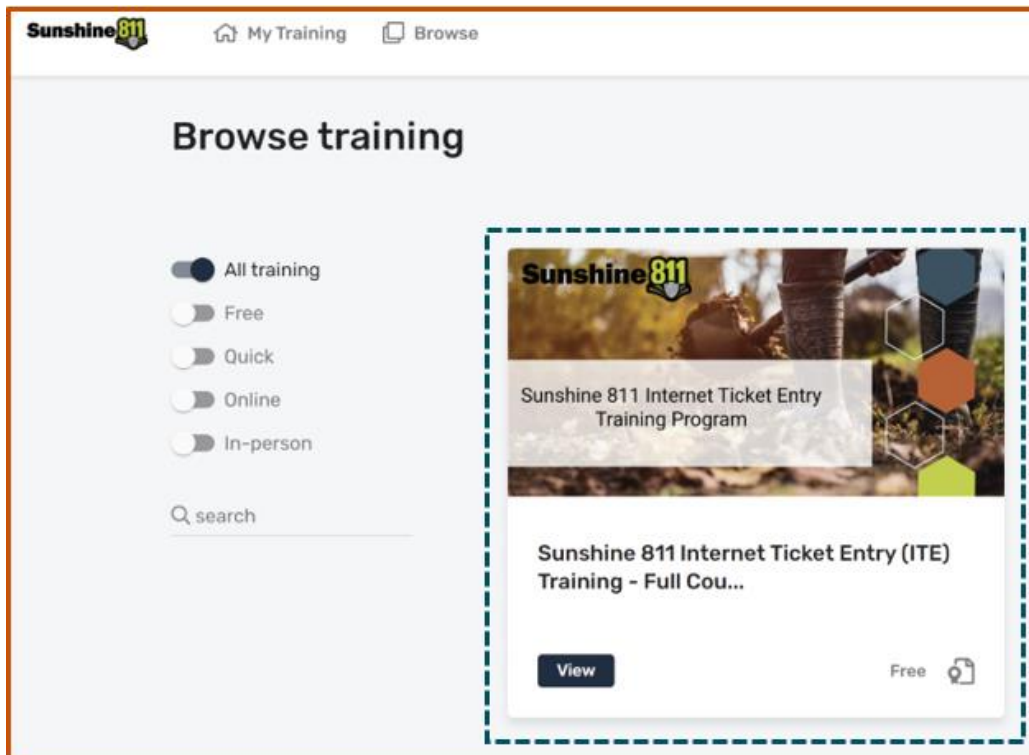
Save

ACCESS COURSE

1. Click Browse at the top of the page.



2. Select Sunshine 811 Internet Ticket Entry (ITE) Training-Full Course.



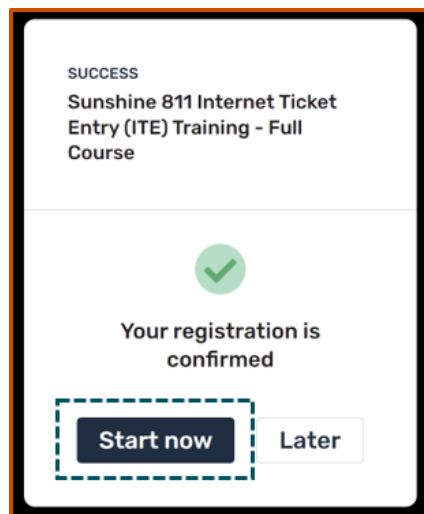
3. Click Register.



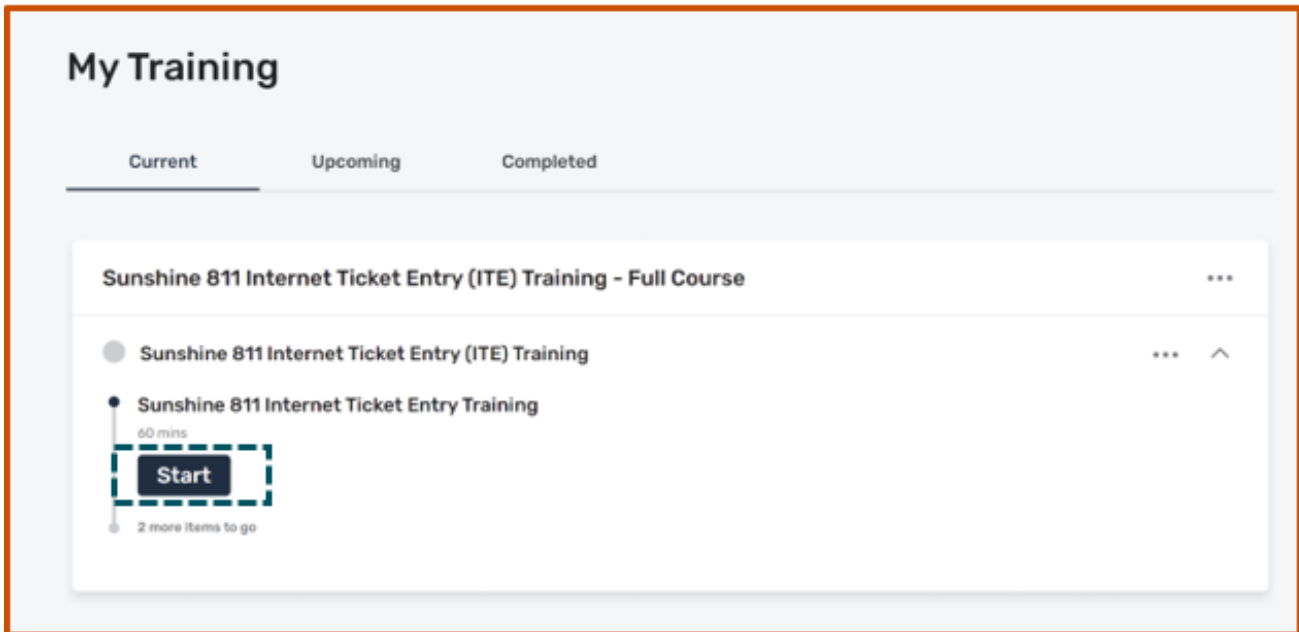
4. Once the course title displays, click Register.



5. Choose Start now to begin learning or select later to start another time.



6. Click Start.



If you have any difficulty, please contact our ITE support line at 811, option 7.